

Aluminum Traffic Control Cabinets

55 in. P44 Cabinet



Cabinet Design & Construction

- Constructed from type-5052-H32 aluminum with a minimum thickness of 0.125 inches
- Designed and manufactured with materials that will allow rigid mounting, whether intended for pole, base or pedestal mounting; will not flex on mount
- A rain channel is incorporated into the design of the main door opening to prevent liquids from entering the enclosure. The door opening is a minimum of 80 percent of the front surface of the cabinet and a stiffener plate is welded across the inside of the main door to prevent flexing.
- The top of the cabinet incorporates a 1-inch slope from the front toward the rear preventing rain accumulation.
- Unless otherwise specified, the cabinet is supplied with a natural aluminum finish.
- Where painted cabinets are specified, the exterior is degreased and primed with a four-stage iron phosphate coat prior to painting. The final coat consists of a powder coat paint (Triglycidyl Isocyanurate (TGIC) or equivalent) applied with a minimum thickness of 2 mm.
- All seams are sealed with Room Temperature Vulcanization (RTV) sealant or equivalent material on the interior of the cabinet.
- All M, P, R, and O size cabinets are supplied with a minimum of one removable shelf manufactured from 5052-H32 aluminum.
- The shelf is a minimum of 10 inches deep.
- The shelf has horizontal slots at the rear and vertical slots at the front of the turned down side flange.
- The shelf is held in place by a nylon tie-wrap inserted through holes on the front edge of the shelf and around the front sidewall mounting studs.
- The front edge of the upper shelf has holes punched every 6 inches to accommodate tie-wrapping of cable harnesses.
- One set (2 rails) of vertical “C” channels are mounted on each interior wall of the 36-inch G and 49-inch M cabinet for the purpose of mounting the cabinet components. There are two sets of vertical rails in the 55-inch P38, 55-inch P44, and the 77-inch R cabinets. The 67-inch O has three rails in its cabinet. The channels accommodate spring mounted nuts or studs. All mounting rails extend to within 7 inches of the top and bottom of the cabinets. Rearwall rail spacing is 18.50 inches center-to-center.
- The main door and police door-in-door closes against a weatherproof and dust-proof, closed-cell, neoprene gasket seal. The gasket material for the main door is a minimum of 0.250 inch thick by 1 inch wide. The gasket material for the police door is a minimum of 0.250 inch thick by 0.500 inch wide. The gaskets are permanently bonded to the cabinet.
- The lower section of the cabinet is equipped with a louvered air entrance. The air inlet is large enough to allow sufficient airflow per the rated fan capacity. A non-corrosive, vermin, and insect-proof, removable air filter is secured to the inlet entrance.

Features

- Completely weatherproof
- Flexible interior layouts
- Easy access
- Wide variety of options

- The roof of the cabinet incorporates an exhaust plenum with a vent screen. Perforations in the vent screen will not exceed 0.125 inches in diameter.
- The main door on the cabinet is equipped with a three-point latching mechanism.
- The handle on the main door is either available in cast aluminum or stainless steel. The main door a size 5, or larger, cabinet utilizes a shank of $\frac{5}{8}$ inch shank. The handle includes a hasp for the attachment of an optional padlock. The cabinet door handle rotates counter-clockwise to open. The handle does not exceed beyond the perimeter of the main door at any time. The lock assembly is positioned so that the handle cannot cause any interference with the key when opening the cabinet door.
- The main door hinge is a one-piece, continuous piano hinge with a stainless steel pin running the entire length of the door. The hinge is attached in such a manner that no rivets or bolts are exposed.
- The main door of a size 5, or larger, cabinet includes a mechanism capable of holding the door open at approximately 90°, 125°, and 150° under windy conditions. Manual placement of the mechanism is not required by the field technician. The main door of a size 3 cabinet includes a mechanism capable of holding the door open at approximately 90° and 150° under windy conditions.
- The main door is equipped with a Corbin tumbler lock number 1548-1 or exact equivalent. Two keys are supplied.
- The police door is provided with a treasury type lock Corbin No. R357SGS or exact equivalent and one key.
- As an option, anchor bolts can be provided for base-mounted cabinets. The cabinet flange for securing the anchor bolts will not protrude outward from the bottom of the cabinet. When a size 5 cabinet is base-mounted, two anchor bolts are provided. Size 6, 7, and 8 cabinets are provided with four anchor bolts.
- Each cabinet is of sufficient size to accommodate all equipment.



77 in. R Cabinet



67 in. O Cabinet



49 in. M Cabinet

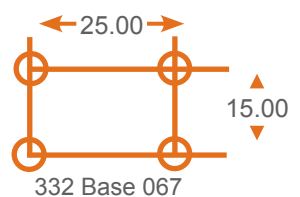
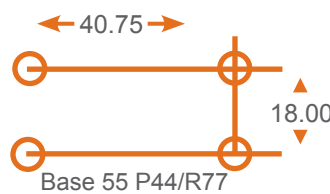

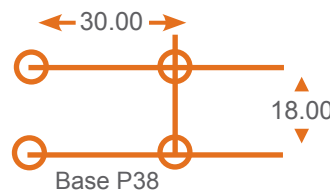


P38 Cabinet



36 in. G Cabinet

| Size | Cabinet Design | Height | | Width | | Depth | |
|------|----------------|--------|-------|-------|-------|-------|-------|
| | | I.D. | O.D. | I.D. | O.D. | I.D. | O.D. |
| 3 | 36 in. G | 39.75 | 40.00 | 24.00 | 24.50 | 16.00 | 17.25 |
| 5 | 49 in. M | 48.75 | 49.00 | 28.75 | 30.25 | 16.63 | 16.88 |
| 5A | 60 in. M | 59.75 | 60.00 | 28.75 | 30.25 | 16.63 | 16.88 |
| 6 | 55 in. P44 | 54.75 | 55.00 | 43.75 | 44.25 | 25.75 | 26.00 |
| 6A | 55 in. P38 | 54.75 | 55.00 | 37.75 | 38.25 | 25.75 | 26.00 |
| 7 | 77 in. R | 76.50 | 76.75 | 43.75 | 44.25 | 25.88 | 26.00 |
| 8 | 67 in. O | 66.75 | 67.00 | 29.75 | 30.25 | 24.50 | 24.75 |



© 2011 Econolite Control Products, Inc. All rights reserved. Econolite Control Products, Inc. reserves the right to change or update these specifications at any time without prior notification